



2016 BY THE NUMBERS



7,139

individuals served



11,074

hours of programs and services delivered



811

collaborating organizations



5,932


volunteer hours strengthened programs at our community centers



\$50,365

worth of in-kind donations helped us run our programs more efficiently

Pathway to Academic Achievement

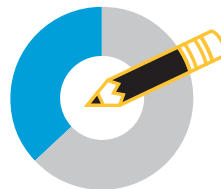


10

sites offered Operation Pathways' afterschool programming and served

262

children



37%

of children scoring below grade level in math improved their math skills by at least 1.5 grade levels



62%

of children scoring below grade level in reading raised their reading skills by at least 1.5 grade levels

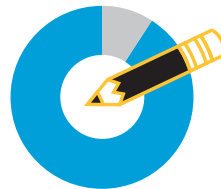


10

Operation Pathways' Brighten Up Summer Camps provided

321

children with an educationally enriched program



91%

of children showed no sign of summer learning loss in math



93%

of children showed no sign of summer learning loss in reading

Pathway to Financial Stability



2,129

participants joined us for financial education programming



218

individuals participated in workforce development programming



321

participants in America Saves Week took part in learning about the importance of saving



\$15,620

in savings by

83

participants who pledged to save for seven months



86%

of teen internship program participants opened their first bank account

TEEN INTERNSHIP PROGRAM



100%

of those who completed the teen internship program met their savings goal

Pathway to Healthier Living



1,603

participants increased their intake of fruits and vegetables



19,885

nutritious meals served



709

individuals participated in physical fitness programming



1,276

participants increased their physical activity



2,864

participated in health and wellness programs



18

individuals quit smoking cigarettes